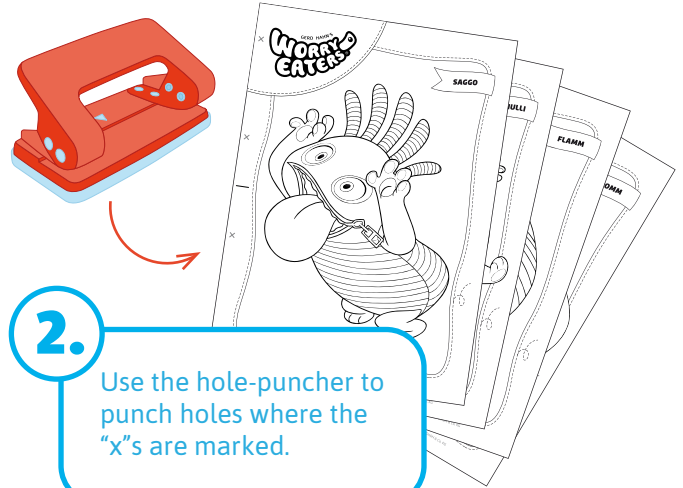


Make your own mini coloring book!

What you need:

- a printer (b/w)
- template "Worry Eater mini coloring book"
- some string or ribbon
- a hole puncher*
- scissors (for cutting the string)*
- colored pencils or crayons



1.


Print out all the twelve pages of the book template and position them on top of each other.

2.

Use the hole-puncher to punch holes where the "x"s are marked.


3.

Cut two pieces of string or yarn and thread them each through the upper and lower "pairs" of holes. Secure the string with a bow or a knot. Tada! You are now a proud owner of your own Worry Eater mini coloring book! Have fun coloring in the pictures!




*Note: Please always make sure there is an adult around when you are using scissors and go for children's scissors, because they are much easier and safer to handle!
Please ask an adult to help you when handling a hole puncher!

SAGGO

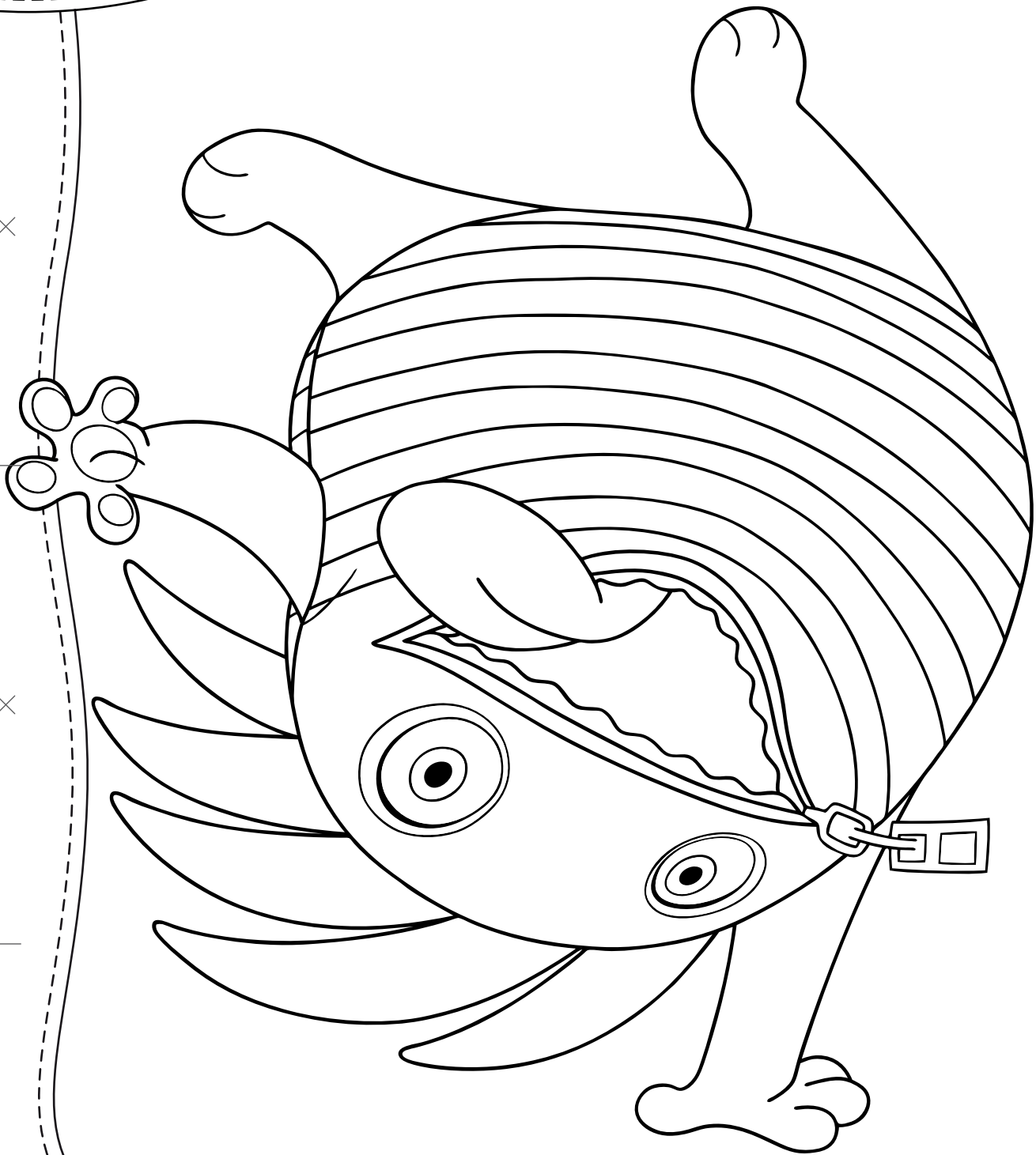


SCHNULLI




GERD HAHN'S
**WORRY
EATERS®**

FLAMM



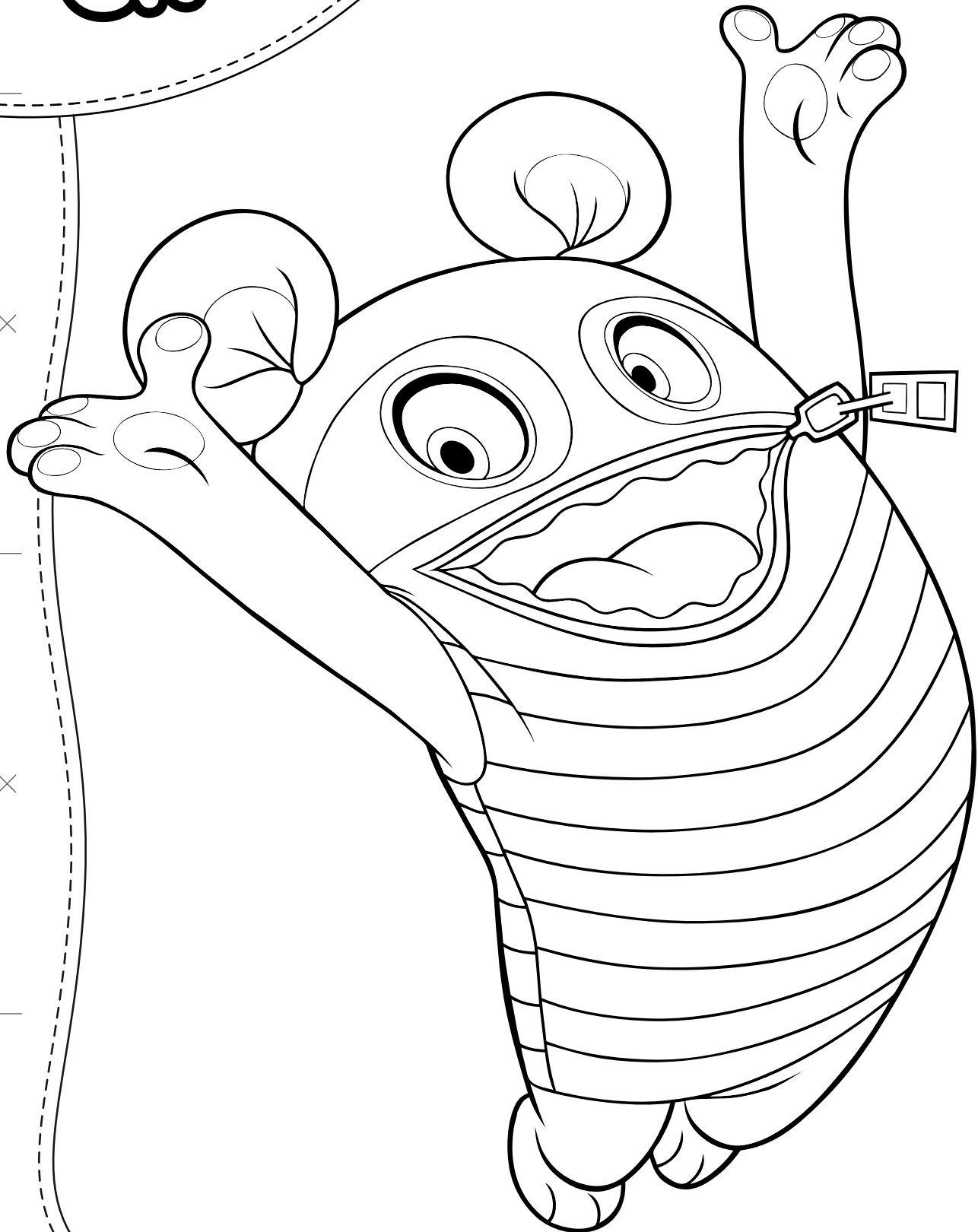
GERD HAHN'S
**WORRY
EATERS®**

POMM




GERD HAHN'S
WORRY EATERS®

BETTI




GERD HAHN'S
WORRY EATERS®

FLINT




GERD HAHN'S
WORRY EATERS®

ENNO



GERD HAHN'S
**WORRY
EATERS®**

WANDA



GERD HAHN'S
WORRY EATERS®

POLLI




FRULA



GERD HAHN'S
WORRY EATERS®

BILL



GERD HAHN'S
WORRY EATERS®

BIFF

